


Comic Book Writing

Name: _____

Teacher: _____



5th Grade Common Core Aligned

[CCSS.ELA-LITERACY.W.5.3](#)

Write narratives to develop real or imagined experiences or events using effective technique, descriptive details, and clear event sequences.

---> [CCSS.ELA-LITERACY.W.5.3.A](#)

Orient the reader by establishing a situation and introducing a narrator and/or characters; organize an event sequence that unfolds naturally.

---> [CCSS.ELA-LITERACY.W.5.3.B](#)

Use narrative techniques, such as dialogue, description, and pacing, to develop experiences and events or show the responses of characters to situations.

---> [CCSS.ELA-LITERACY.W.5.3.C](#)

Use a variety of transitional words, phrases, and clauses to manage the sequence of events.

---> [CCSS.ELA-LITERACY.W.5.3.D](#)

Use concrete words and phrases and sensory details to convey experiences and events precisely

---> [CCSS.ELA-LITERACY.W.5.3.E](#)

Provide a conclusion that follows from the narrated experiences or events.

I can...

- ___ I can develop an imagined narrative
- ___ I can develop characters
- ___ I can write sequenced events
- ___ I can write dialogue
- ___ I can use transition words
- ___ I can create sensory details
- ___ I can create a sequential conclusion

Comic Book: Character Development

The Superhero

Name: _____

Where does your superhero live?


What powers does your superhero have?

How did your superhero get powers?

Where do they live? Who do they live with?

What is your superhero's weakness?

Draw a picture of your superhero



Comic Book: Character Development

The Villain

Name: _____

Where does your villain live?


What powers does your villain have?

Why is your villain evil?

What is your villain's favorite evil activity?

What is your villain's weakness?


Draw a picture of your villain



Comic Book: Plot Development

Setting

Conflict



Sequence of Events

1

Scene 1: Describe the setting and introduce your hero

Scene 2: What is your super hero doing when s/he finds out about the villain?

2

Scene 3: Introduce the villain. What is the villain doing?

Scene 4: What does your super hero decide to do?

3

Scene 5: What does the superhero do when he/she sees the villain?

Scene 6: How does the action start?

4

Scene 7: Describe the action that is happening between the villain and superhero.

Scene 8: Who has won?

5

Scene 9: How does the story end?

Comic Book: Rough Draft

Text types:


Talking bubble



Thinking bubble



Sound burst



Scene 1

Narration:

Scene 2

Narration:

Scene 3

Narration:

Comic Book: Rough Draft

Text types:


Talking bubble



Thinking bubble



Sound burst



Scene 4

Narration:

Scene 5

Narration:

Scene 6

Narration:

Comic Book: Rough Draft

Text types:


Talking bubble



Thinking bubble



Sound burst



Scene 7

Narration:


Scene 8

Narration:

Scene 9

Narration:

Comic Book: Final draft



Comic Book: Final draft

About the Author

Name:

School:

Grade level:

Teacher:

Favorite Book:



My favorite thing to do is...

When I grow up I want to be...

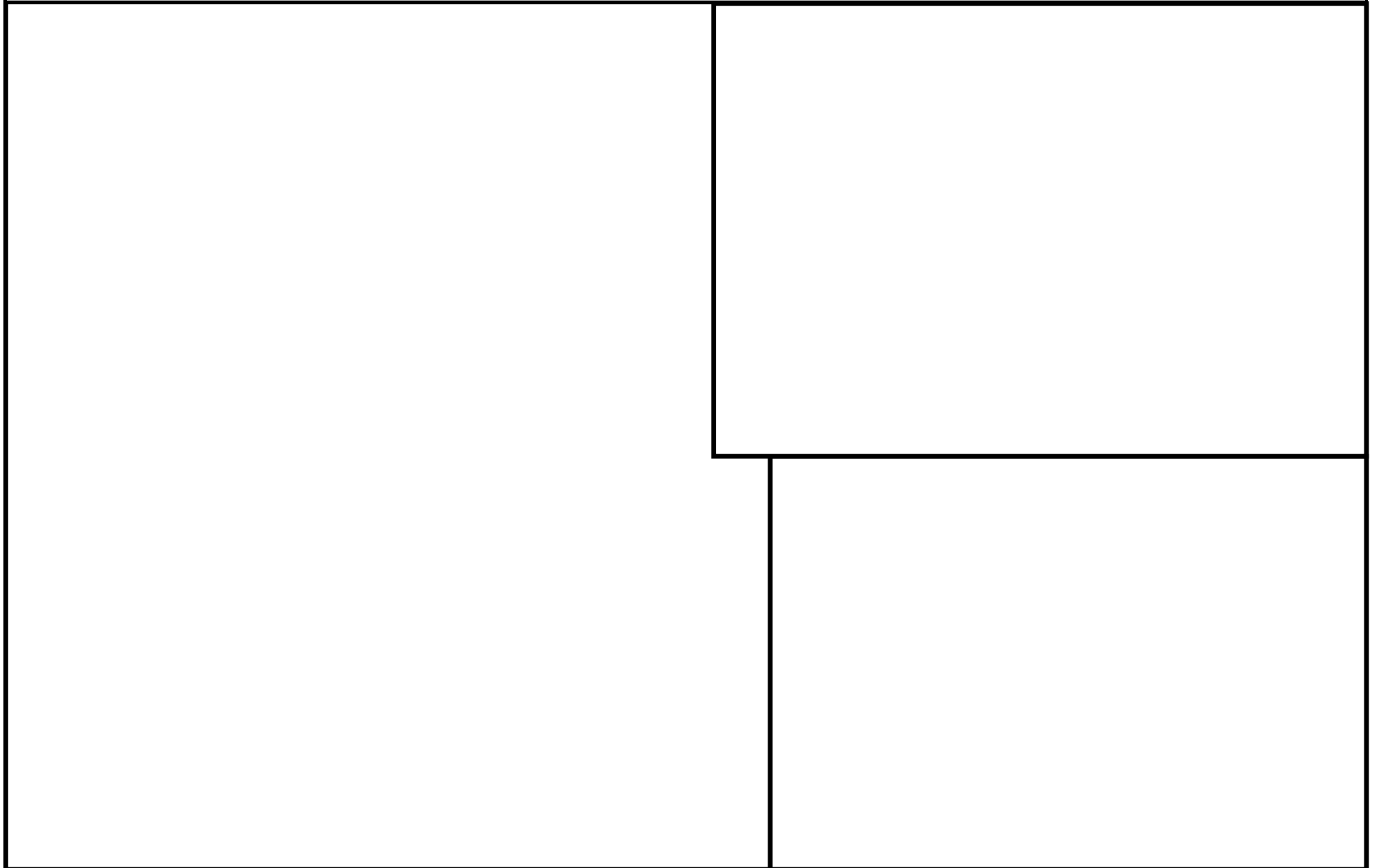
One of my hero's is...

Did you know I...



My favorite part about summer school was...

In 2nd grade, I am looking forward to...

Comic Book: Final draft



Comic Book: Final draft



Comic Book: Final draft

