


Winter Creative Writing: Picture Book








How I plan on using this product:


I'm going to have students create picture books over winter break using the characters and landscapes provided. After I give them the packet, I'm going to ask them to complete our universal creative writing graphic organizer to brainstorm ideas. From there, they can cut out the characters or create their own, to develop their story.

—> *Differentiation:* for non-readers/writers, they can design the visuals and orally tell a story to family members during break and you after break. For emerging writers, someone can record their story in the text boxes provided. For writers, they can write their own original story in the boxes below.



Author:







A large, empty rectangular box with a thin black border, positioned at the bottom of the page, likely intended for text or a signature.

